



Date: October 14, 2020

To,

National Stock Exchange of India Limited
Exchange Plaza
Plot no. C/1, G- Block
Bandra Kurla Complex
Bandra (E) Mumbai-400 051
Trading Symbol- **DEN**

BSE Limited
Phiroze Jeejeebhoy Towers
Dalal Street
Mumbai-400 001
Scrip Code- **533137**

Dear Sir(s),

Sub: **Investors' Presentation**



Please find enclosed Investors' Presentation on Unaudited Financial Results for the quarter and half year ended September 30, 2020 for you record.

You are requested to take the note of the same in your record.

Thanking You,

Yours faithfully,

For **DEN Networks Limited**

Jatin Mahajan
Company Secretary
Email: jatin.mahajan@denonline.in
FCS-6887

Enclosed: as above

DEN NETWORKS LIMITED

CIN: L92490MH2007PLC344765

Registered Office: Unit No.116, First Floor, CWing Bldg. No.2 Kailas, Industrial Complex L.B.S Marg
Park Site Vikhroli(W), Mumbai, Mumbai City, Maharashtra, India, 400079

Landline: +91 22 61289999|E-mail: den@denonline.in | Website: www.dennetworks.com

DEN Networks Limited

Investor Update

Q2 FY20-21



The information in the presentation may contain “forward-looking statements” which are statements that refer to expectations and plans for the future and include, without limitation, statements regarding DEN’s future results of operations, financial condition or business prospects as well as other statements based on projections, estimates and assumptions. In some cases, these statements can be identified by terms such as “expect,” “intend,” “plan,” “believe,” “estimate,” “may,” “will,” “should” and comparable words (including the negative of such words). These forward-looking statements, reflect the current expectations and plans of the directors and management of DEN, which may not materialize or may change.

These forward-looking statements are not guarantees of future performance and you are cautioned not to place undue reliance on these statements. DEN undertakes no obligation to update any forward-looking statements, whether as a result of new information or any subsequent change, development or event. All forward-looking statements in above are qualified by reference to this paragraph.

S. No	Particulars
1.	Business Overview
2.	Business Highlights
3.	Consolidated - Financials Highlights

Business Overview



Den Cable

Den Cable

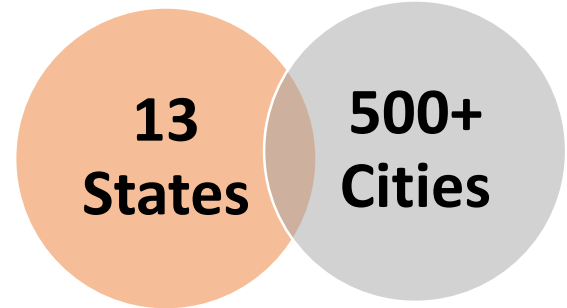


Den Broadband

Den Broadband

Cable Business

- ❖ Incorporated in 2007 with resided office in Mumbai, Den Networks is a leading Cable TV Distribution company in the country with a wide gamut of services including Cable TV and Broadband.
- ❖ DEN's Cable & Broadband operations covers over **500+ cities/towns** across **13 key states** (Delhi, Uttar Pradesh, Karnataka, Maharashtra, Gujarat, Rajasthan, Haryana, Kerala, West Bengal, Jharkhand, Bihar, Madhya Pradesh and Uttarakhand) in India.
- ❖ DEN has been recognized as “**Most trusted brand in Cable TV Industry**”, TRA Research, June'2019



Broadband Business

- ❖ DEN Broadband Private Limited was incorporated on 5 December 2011 under the Companies Act 1956. The Company is having its registered office at 236, Okhla Industrial Area, Phase III, New Delhi - 110020.
- ❖ The Company is a category “A” ISP (**ISP-IT License No. 820-990/2007-LR dated 2008**) and wholly owned subsidiary of DEN Networks Limited. ISP business (“Broadband”) of the DEN Networks Limited has been transferred into DEN Broadband Private Limited effective from 1st of April 2016 (Demerger Order – 15th of Sep'17).
- ❖ We have currently enabled Fixed Broadband services across 44 Cities/Towns in India.

Business Highlights

**Consolidated Total Revenue at
Rs.338 Cr**

Growth

Q2FY21 vs Q2FY20: 2%
Q2FY21 vs Q1FY21: 12%

**Consolidated EBITDA at
Rs.62 Cr**

Growth

Q2FY21 vs Q2FY20: 30%
Q2FY21 vs Q1FY21: (2%)

**Profit after Tax (PAT) at
Rs.37 Cr**

Growth

Q2FY21 vs Q2FY20: 284%
Q2FY21 vs Q1FY21: (37%)

Consolidated Financial Highlights

Consolidated Financial Highlights



Particulars (INR Cr)	2Q'21	1Q'21	2Q'20	Quarterly Growth %	
				Q-o-Q	Y-o-Y
Subscription	206	212	196	(3%)	5%
Placement/ Marketing income	96	61	88	58%	9%
Other Operating Income	7	5	19	40%	(63%)
Activation Revenues	28	24	29	20%	(4%)
Revenue	338	301	332	12%	2%
Content Costs	149	135	159	10%	(7%)
Personnel Costs	22	24	24	(7%)	(7%)
Other Opex	75	76	79	(2%)	(6%)
Provision for doubtful debts	29	2	22	1,215%	36%
Total Cost	275	237	284	16%	(3%)
EBITDA	62	64	48	(2%)	30%
<i>EBITDA %</i>	<i>19%</i>	<i>21%</i>	<i>15%</i>		
Dep & Amort	62	63	75	(2%)	(18%)
Finance Costs	1	2	6	(55%)	(84%)
Other Income	41	63	43	(35%)	(4%)
Share in (loss)/ profit of associates	(4)	(3)	2	<i>n.m</i>	<i>n.m</i>
PBT	37	59	12	(37%)	206%
Exceptional Items	0	0	0	<i>n.m</i>	<i>n.m</i>
PBT post exceptional	37	59	12	(37%)	206%
Provisions for Tax	0	0	2	<i>n.m</i>	<i>n.m</i>
PAT	37	58	10	(37%)	284%

Consolidated Balance Sheet



INR Crore	30.09.2020	30.06.2020
Share Capital	477	477
Reserves & Surplus	2,221	2,184
Networth	2,698	2,661
Minority Interest	69	71
Short & Long Term Debt	0	1
Deferred Revenue	246	270
Trade Payables (including provision for expenses)	351	372
Other Liabilities	139	134
Total Equity & Liabilities	3,503	3,509
Fixed Assets, Net	511	552
Capital work-in-progress	27	20
Goodwill on consolidation	162	162
Fixed Assets	700	734
Non - Current Investment	63	67
Trade receivables	156	127
Cash and Cash Equivalents	2,297	2,239
Other Assets	287	343
Total Assets	3,503	3,509

Note: Previous figures have been reclassified wherever necessary.

Thank You

Jatin Mahajan

InvestorRelations@DenOnline.in

+91 11 4052 2200

DEN Networks Ltd.